






Three-Phase Hybrid Inverter





HTA-15~30K3P-BH

「15/20/25/30kW」

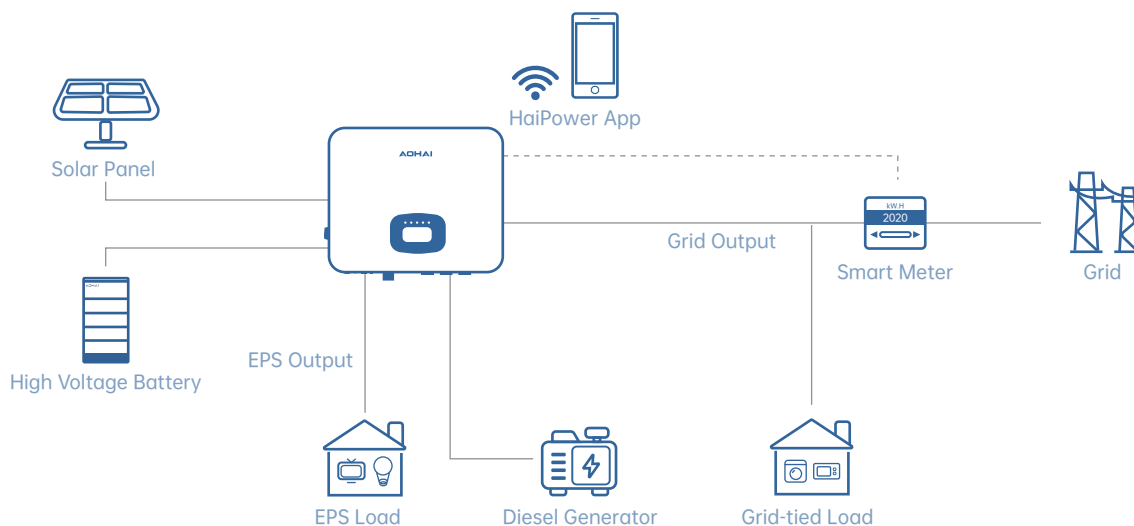


Features

-  **PV Oversizing**
 Up to 200% PV accessing, 160% PV oversizing
-  **Powerful Battery Charge / Discharge**
 Max. continuous charge / discharge current of 80A.
-  **Unbalanced Output**
 Support 110% three-phase unbalanced output to improve flexibility of power distribution.
-  **Touch Screen**
 4.3" 800 x 480 interactive display without physical keys.

-  **Three MPPTs**
 Up to 3 MPPTs, max. 42A per MPPT, supporting up to 6 PV strings.
-  **Parallel Connection**
 Support parallel connection up to 9 units.
-  **Overload Capacity**
 Peak power able to reach 1.5 times the rated power for 10s in off-grid mode.
-  **Flexible Connections**
 - GEN port for generator input.
 - Dual AC outputs for smart loads.
 - AC coupling function.

Energy Storage Solution



Specifications

Model	HTA-15K3P-BH	HTA-20K3P-BH	HTA-25K3P-BH	HTA-30K3P-BH
Solar Input Data				
Recommended Max. PV Array Size	30000Wp	40000Wp	50000Wp	60000Wp
Max. PV Input Power	24000W	32000W	40000W	48000W
Max. Input Voltage			1000V	
Start-up Voltage			180V	
Nominal Input Voltage			650V	
MPPT Operating Voltage Range			150~960V	
MPPT Voltage Range (full load)	350~800V	420~800V	420~800V	450~800V
Max. Input Current per MPPT	42/42A	42/42A	42/42/42A	42/42/42A
Max. Short Circuit Current per MPPT	54/54A	54/54A	54/54/54A	54/54/54A
Number of MPPT	2	2	3	3
Number of Strings per MPPT	2/2	2/2	2/2/2	2/2/2
Max. Inverter Backfeed Current to The Array	0	0	0	0
Battery Data				
Battery Type			Lithium-ion	
Nominal Battery Voltage			500V	
Battery Voltage Range			135~750V	
Max. Charge / Discharge Current	50A	50A	80A	80A
Max. Charge / Discharge Power	15000/16500W	20000/22000W	25000/27500W	30000/33000W
Battery Communication			CAN / RS485	
Number of Battery Input			1	
AC Input / Output Data (Grid, Load & Generator)				
Nominal AC Input / Output Active Power	15000W	20000W	25000W	30000W
Max. AC Input / Output Apparent Power	16500VA	22000VA	27500VA	33000VA
Peak Apparent Power (off-grid)			1.5 times of rated power, 10s	
Nominal AC Input / Output Current	22.7/21.7/20.8A	30.3/29/27.8A	37.9/36.2/34.7A	45.5/43.5/41.7A
Max. AC Input / Output Current	25A	33.3A	41.7A	50A
Max. Three-phase Unbalanced Output Current	25A	33.3A	41.7A	50A
Max. Continuous AC Passthrough (grid to load)	50A	50A	80A	80A
Max. Output Fault Current	34.1A	45.5A	56.9A	68.3A
Max. Output Over Current Protection			112A	
Nominal Input / Output Voltage			220/380, 230/400, 240/415V	
Input / Output Voltage Range (V)			0.85Un-1.1Un	
Grid Connection Form			3L+N+PE	
Nominal Grid Frequency / Range			50/45-55Hz, 60/55-65Hz	
Power Factor			-1 (0.8 leading to 0.8 lagging)	
THDi (nominal power)			< 3%	
DC Injection Current			< 0.5%In	
Switch time			10ms	
Efficiency				
Max. Efficiency			97.6%	
European Efficiency			97%	
MPPT Efficiency			> 99%	
Protect				
PV Reverse Polarity Protection	yes		Over-current Protection	yes
String Monitoring Function	yes		AFCI Protection	Optional
Battery Reverse Protection	yes		DC Switch	yes
Anti-Islanding Protection	yes		Residual Current Monitoring	yes
Output Short Protection	yes		AC Overvoltage Protection	yes
Insulation Resistance Monitoring	yes		AC / DC Surge Protection	TYPE II(DC), TYPE II(AC)
General Data				
Dimension (W*H*D)		595mm*495mm*248mm (Excluding connectors and brackets)		
Weight	35kg	35kg	37kg	37kg
Relative Humidity			0-100%	
Operating Temperature Range			-35°C to + 60°C, >45 Derating	
Storage Temperature			-45°C to +85°C	
Noise Emission			<55dB	
Altitude			3000m	
Cooling Method			Intelligent Air Cooling	
Ingress Protection			IP66	
Over Voltage Category			OVC II (DC), OVC III (AC)	
Protective Class			I	
Standby / Internal Consumption			<25W (night)	
Topology			Non-Isolated	
Communication Interface		RS485 / CAN / Bluetooth / WIFI, LAN / 4G / GPRS (optional)		
Power Grid Side Energy Detection Method		Meter, 3 CTs (optional)		
Display		LCD & APP		
PV Connector		MC4 compatible connector(Max.6mm ²)		
Battery Connector		Plug and play connector (Max.25mm ²)		
AC Connector		Plug and play connector (Max.16mm ²)		